



Donate



# Archbishop Jim Humble

## MMS MMS1 MMS2 CDS

MMS Newsletter Email: \*  Format: \* HTML

MMS Hojo Informativa Email: \*  Formato: \* HTML

**Genesis II Church**  
**Restoration Health Center in**  
**Colombia (NEW)**

For more information, contact  
[revjoseph@genesis2church.org](mailto:revjoseph@genesis2church.org)

### Upcoming MMS Seminars:

- **United Kingdom, London - June 22nd - 23rd 2013 - -->> [Read more.](#)**
- **Chile, Santiago - July 12th - 14th 2013 - -->> [Read more.](#)**

### Upcoming MMS Teacher "How to Teach MMS" Seminars:

- **Mexico, Puerto Vallarta [with Archbishop Jim Humble] - Nov 3rd - 8th 2013 - -->> [Read more.](#)**


Select Language

Powered by Google Translate

## Welcome

- [Go to frontpage](#)
- [Go to forum](#)
- [My books](#)
- [Ir al foro](#)

## My latest book on MMS



I get a lot of questions about MMS1 and MMS2 that are all explained in my book. [Get it here.](#)

- [Get Partial Ebook for FREE](#)
- [Download Full Ebook](#)
- [Order Hard Copy](#)
- [Order for Kindle](#)

[Order for iPhone, iBook, iPad](#)  
[Order Audiobook version.](#)

[Full ebook](#)  
download for only \$17.98


## MMS Newsletter

- [Read latest](#)
- [Go to archive](#)

## Help Andreas Kalcker

- [Read more](#)
- [Sign petition](#)

## Reduce Radiation to Zero



[Zero Fusion and Atomic Alchemy](#) - [Read more.](#)

**How to easily reduce radiation to zero and make gold in the process.**

This technology could **clean up the worlds atomic waste sites** if given the chance. [Read more.](#)

[Download ebook for \\$99](#)

## Zero Fusion Videos

- [Watch](#)
- [Watch All videos](#)
- [Download all videos](#)

## Donate with Bitcoin

[btc.to/86p](https://btc.to/86p)

## MMS Educational Store

- [EN: MMS Books](#)
- [EN: Audiobooks](#)
- [EN: Educational DVD](#)
- [ES: MMS Libros](#)
- [ES: Educación DVD](#)
- [ES: Protocolos DVD](#)
- [IT: Educazione DVD](#)

## MMS Suppliers

- [Approved Suppliers](#)
- [All Suppliers](#)

## MMS Testimonials

- [Read MMS testimonials](#)


- [Write new testimonial](#)
- [MMS Video testimonials](#)

## MMS Support Forum

- [Recent posts](#)
- [Create an account](#)
- [Go to forum](#)

## Trademark policy

- [Otherwise noted](#)



## 4 USE FOR ALL CANCERS

### CANCER PROTOCOL 2000

This is an intense program that often works on cancer at any stage, and has worked for Stage IV cancers. It is the best I know at this time for advanced cancers. I have used it quite a few times on people here in Africa and also for two years in Mexico.

Now the next step is a little hard for some people, but if you want a result it is needed. You must take MMS2 capsules at least 4 times a day at first and then increase to 6 or more times a day. Actually start slowly as with everything. MMS2 is hypochlorous acid, the same acid that the human immune system uses to kill things with. You can purchase the empty capsules at health food stores or on the internet. Buy capsule size #00 or #0.

**PROTOCOL 2000 is for cancer and other life threatening diseases. It basically is taking as many drops of activated MMS each hour as a person can take without becoming any sicker, or feeling worse, or developing diarrhea. It must be done for 10 hours a day, for 3 weeks or until well. It is best to start off with only one drop an hour and quickly build up to as many drops as you can take, again let me say without without feeling worse. Remember all drops must be activated as given below. Please take this to heart, do not make yourself sicker than you already are. Take as many drops as you can, but easy dose it. Making yourself sicker uses up energy and makes the recovery go slower.**

The way you accomplish activation can be done in 4 different ways, any one of these methods of activation is acceptable: First, add your number of MMS drops to a clean dry glass, then activate as follows:

(1) (preferred method) add 1 drop of 50% citric acid for each drop of MMS that is in your glass, swirl or shake to mix, wait 20 seconds, add 1/2 to 1 glass of water or juice and drink.

(2) add 5 drops of 10% citric acid for each drop of MMS in the glass, and then shake or swirl to mix, wait 3 minutes, add 1/2 to 1 glass of water or juice and then drink.

(3) add 5 drops of vinegar for each drop of MMS in the glass, shake or swirl to mix, wait 3 minutes, add 1/2 to 1 glass of water or juice and then drink.

(4) add 5 drops of full strength lemon juice for each drop of MMS in the glass, shake or swirl to mix, add 1/2 to 1 glass of water or juice and then drink.

Do not use orange juice. Do not use juices with added vitamin C or ascorbic acid added. Do not use concentrated juices that must have water added to them. Do not use nectars, that is juices made from grinding the pulp of fruits. Fresh juices are best.

But if you don't want to make up a single dose each hour, you can make 10 doses in the morning, and keep the solution in a closed container all day. Just follow the above instructions multiplying all the figures by 10 and then put that liquid in a closed container. Take 1/10th of it each hour. Don't worry the MMS will last hours longer than is needed so long as you keep the lid on tight.

Now, these are the important instructions you must be sure to follow: You must not make yourself sicker than you already are: Do not cause yourself a lot of nausea, or pain, or diarrhea. When you notice any of these symptoms coming on take less MMS. Try not to stop taking MMS, just take less. Go from 2 drops an hour of activated MMS to one drop an hour. Or if you are already take only one drop an hour, then take 1/2 drop and hour, or even 1/4 drop an hour. Do not cause yourself diarrhea if you can avoid it by taking less MMS. Pain, diarrhea, nausea and other discomforts cause loss of energy, which in turn causes slower healing and slower recovery. On the other hand try to increase the amount of drops you are taking until you are taking as many drops an hour as you can without feeling worse, but do not go over 12 drops an hour.

After 3 days you must add MMS2. The way you take MMS 2 is to take 1 capsule every other hour, or to say it different, take 1 capsule every 2 hours. HOWEVER, start with 1/4 capsule for the first day and go to 1/2 capsule for the second day, and then 1 full capsule thereafter. So you will be taking 5 capsules each day. The first day open the capsule and pour out 3/4 of the capsule each time and then the next day pour out only 1/2 of the capsule.

This protocol is for all kinds of cancer and life threatening diseases no matter what kind and including Alzheimer.

MMS2 is calcium hypochlorite in powder form in size zero gel capsules. buy from a swimming pool store. Do not use sodium hypochlorite. Calcium hypochlorite turns into hypochlorous acid when dissolved in water. contrary to belief there is no available chlorine from this chemical regardless of what is said on the label. Use 65% powder. fill the capsules but do not pack it in. Calcium hypochlorite becomes hypochlorous acid which is used by the body to kill microorganisms. follow instructions.

After 3 days you must add MMS2. The way you take MMS 2 is to take 1 capsule every other hour, or to say it different, take 1 capsule every 2 hours. HOWEVER, start with 1/4 capsule for the first day and go to 1/2 capsule for the second day, and then 1 full capsule thereafter. So you will be taking 5 capsules each day. The first day open the capsule and pour out 3/4 of the capsule each time and then the next day pour out only 1/2 of the capsule.

This protocol is for all kinds of cancer and life threatening diseases no matter what kind and including Alzheimer.

MMS2 is calcium hypochlorite in powder form in size zero gel capsules. buy from a swimming pool store. Do not use sodium hypochlorite. Calcium hypochlorite turns into hypochlorous acid when dissolved in water. contrary to belief there is no available chlorine from this chemical regardless of what is said on the label. Use 65% powder. fill the capsules but do not pack it in. Calcium hypochlorite becomes hypochlorous acid which is used by the body to kill microorganisms. follow instructions.

The immune system simply cannot make enough of this chemical to kill a cancer, but you can furnish it with these capsules. It's the very same thing your immune system uses. This acid is generated by the chemical called calcium hypochlorite.

You could make your own capsules but scooping this chemical into a size zero gel capsule. Cap it and take a capsule 4 times a day with 2 hours separating each capsule, but go slow. This data is explained on my web site jimhumble.biz under the MMS2 menu item.

If you doubt my word about this acid being used by the immune system go to Google and search for "hypochlorous acid and the immune system." You will get dozens or hundreds of sites telling you about it being used by the immune system. However, I am the only one who suggests that you take it by mouth. I have been taking it for 4 years, and hundreds of people I have sent it to have been taking it as well.

Actually it is perfectly logical to take it; only people who sell drugs would want you to not take it, because it will cure you whereas the drugs will not.

OK, so now you have the two things that you must take to kill your cancer and this is how you must go about killing the cancer. You must saturate your body with MMS1 and MMS2 to the point of killing the cancer quickly, but not so quickly that it makes you sicker than you already are. Killing the cancer too quickly can kill you, so go slow. You must take as much as you can without getting sick (nausea).

It is a balancing act. Increase your doses until you notice nausea, or vomiting, or diarrhea, or all three. Then stop the intake of MMS1 and 2 until the nausea passes, and start again immediately, but reduce the dose of both MMS1 and 2. You should notice the cancer getting better (smaller or less pain) very soon, or maybe just not getting worse). However, do not remain taking a reduced dosage. After several hours taking a reduced dose that does not make you feel worse, then begin slowly increasing again. Soon you will get the hang of the balancing act.

The minute you feel that nausea is starting, or something else is feeling bad, reduce your dosage or at least do not increase. This goes for both MMS1 and 2. With MMS2 you can reduce the dosage by opening the capsule and dumping part of the powder out. Generally once you are taking a full capsule, you would increase the dose merely by increasing the frequency that you take a capsule. Don't take more than one capsule at one time.

The reason that you would get sick at all is that the MMS is killing cancer and other pathogens faster than your elimination system can clear the blood and make the debris exit. The killed cells dump poison into your system. So called "dirty blood" can cause headaches and nausea. Any other diseases that might be present in your body that are also being killed will be dumping poisons into your body and the body must carrying those poisons off.

Everyone differs in the efficiency of their elimination systems, and in the heavy toxic load they have been carrying that may have caused the cancer. Therefore no one can state that nausea will occur on day two or day ten. When overloaded with debris in the blood, you must slow down the doses of both MMS1 and MMS2, allowing the blood to clear. Gradually this nausea-barrier will improve.

Keep in mind that both MMS1 and MMS2 are chemicals that the human immune system has been using for hundreds of thousands of years. That isn't something I have thought up. There are thousands of research papers that explain that and it has been known data for more than 50 years if not longer than that.

It's probably pretty hard to understand why medical people haven't been using those two chemicals to enhance the immune system for at least 50 years, but they never have. Amazing. The name of the chemical is calcium hypochlorite. Don't use any other chemical. Of course it would be nice if we had pharmaceutical grade chemicals to put in our gel capsules, but we have swimming pool grade chemicals and the manufacturers of these chemicals must maintain a fairly pure chemical or they would be poisoning swimmers.

The fact is, I have checked the quality of swimming pool chemicals and there is no poisonous chemicals used and the trace chemicals are all at a limit below what is suggested that your system can tolerate from the amount that you will be ingesting in my protocol.

So read through this protocol about 10 times, go to my web site jimhumble.biz and get the data to make the MMS2 capsules if you are not already proficient in this sort of thing. Do it for yourself or someone else.

In my opinion and from the people I have already seen recover or at least get a lot better, you have a better than 90% chance of recovery if you have a stage IV cancer. If you go the medical route, according to The American Cancer Society your have less than a 3% chance of recovery.

#### **-IMPORTANT INFORMATIONAL LINKS-**

**MMS Seminars:** [genesis2church.org/mms-training-seminars.html](http://genesis2church.org/mms-training-seminars.html)

Take our seminar to become a Doctor of MMS and Reverend of Genesis II Church.

**MMS Home Training DVD:** [genesis2church.org/mms-home-training-dvd.html](http://genesis2church.org/mms-home-training-dvd.html)

Pass our Home Training DVD exam and become an MMS Health Minister.

**Genesis II Church of Health & Healing:** [genesis2church.org](http://genesis2church.org)

Support the cause as a member of the non-religious church serving (healing) mankind.

**MMS Newsletter & Newsletters archive:** [mmsnews.org](http://mmsnews.org) (signup [here](#))

The Newsletter will contain the latest news on everything MMS (MMS1, MMS2 and CDS), protocols, the latest Genesis II Church happenings and of course the latest adventures and ideas of Archbishop Jim Humble, his team, co-workers and dedicated supporters all over the world.

**Support forum:** [g2cforum.org](http://g2cforum.org)

Ask your questions and participate in discussions about MMS, CDS, protocols, the church, and much more.

#### **-END OF IMPORTANT INFORMATIONAL LINKS-**

- [Educational MMS Shop](#)
- [Educativo MMS Tienda](#)

#### **What is MMS?**

- [Basic Science of MMS](#)
- [MMS Wiki](#)
- [Helpful links](#)

#### **MMS Protocols**

- [0 READ THIS FIRST](#)
- [Protocol 1000 & 2000](#)
- [Protocol 1000+](#)
- [Protocol 3000](#)
- [Protocol 4000](#)
- [Protocol 101](#)
- [1 Burn Victims](#)
- [2 Cancer Tests](#)
- [3 Cancer Stage 1-3](#)
- [4 Use For All Cancers](#)
- [5 Children & Babies](#)
- [6 Clara's 6 & 6](#)
- [7 Enema Methods](#)
- [8 Flu - Swine](#)
- [9 Flu All Types](#)
- [10 Fungus Control](#)
- [11 HIV & AIDS](#)
- [12 Intravenous](#)
- [13 Life Threatening](#)
- [14 Maintenance](#)
- [15 Malaria](#)
- [16 Mouth, Gum, Teeth](#)
- [17 Nose, Sinus, Bronchical](#)
- [18 Skin Care](#)
- [19 Taste Management](#)
- [20 Tub Baths](#)
- 
- [For a list of more diseases go to Genesis2Church.org](#)

**Donate**



#### **Secrets of Enlightenment**





[Secrets of Enlightenment](#) - [Read more](#).

There are a number of new concepts (secrets) in this book that you will not find in any other book on earth. If that is not so then I will happily refund your money.

They say the simpler a concept is, the longer that it takes to develop. Well, that is true about this book.

[Download ebook for \\$16.95](#) or [Order Hard copy for \\$19.95](#).

[Master Mineral Solution](#) | [MMS News](#) | [MMS & CDS Suppliers](#)



Except where otherwise [noted](#), content on this site is licensed under a [Creative Commons Attribution-NonCommercial-NoDerivs 3.0 Unported License](#)