



Donate



Archbishop Jim Humble

MMS MMS1 MMS2 CDS

MMS Newsletter Email: * Format: * HTML

MMS Hojo Informativa Email: * Formato: * HTML

Genesis II Church
Restoration Health Center in
Colombia (NEW)

For more information, contact
revjoseph@genesis2church.org

Upcoming MMS Seminars:

- United Kingdom, London - June 22nd - 23rd 2013 - ==> [Read more.](#)
- Chile, Santiago - July 12th - 14th 2013 - ==> [Read more.](#)

Upcoming MMS Teacher "How to Teach MMS" Seminars:

- Mexico, Puerto Vallarta [with Archbishop Jim Humble] - Nov 3rd - 8th 2013 - ==> [Read more.](#)


Select Language

Powered by Google Translate

Welcome

- [Go to frontpage](#)
- [Go to forum](#)
- [My books](#)
- [Ir al foro](#)

My latest book on MMS



I get a lot of questions about MMS1 and MMS2 that are all explained in my book. [Get it here.](#)

[Get Partial Ebook for FREE](#)

[Download Full Ebook](#)

[Order Hard Copy](#)

[Order for Kindle](#)

[Order for iPhone, iBook, iPad](#)
[Order Audiobook version.](#)

[Full ebook](#)
download for only \$17.98


MMS Newsletter

- [Read latest](#)
- [Go to archive](#)

Help Andreas Kalcker

- [Read more](#)
- [Sign petition](#)

Reduce Radiation to Zero



[Zero Fusion and Atomic Alchemy](#) - [Read more.](#)

How to easily reduce radiation to zero and make gold in the process.

This technology could **clean up the worlds atomic waste sites** if given the chance. [Read more.](#)

[Download ebook for \\$99](#)

Zero Fusion Videos

- [Watch](#)
- [Watch All videos](#)
- [Download all videos](#)

Donate with Bitcoin

btc.to/86p

MMS Educational Store

- [EN: MMS Books](#)
- [EN: Audiobooks](#)
- [EN: Educational DVD](#)
- [ES: MMS Libros](#)
- [ES: Educación DVD](#)
- [ES: Protocolos DVD](#)
- [IT: Educazione DVD](#)

MMS Suppliers

- [Approved Suppliers](#)
- [All Suppliers](#)

MMS Testimonials

- [Read MMS testimonials](#)


- [Write new testimonial](#)
- [MMS Video testimonials](#)

MMS Support Forum

- [Recent posts](#)
- [Create an account](#)
- [Go to forum](#)

Trademark policy

- [Otherwise noted](#)



0 READ THIS FIRST

The Fundamentals for using MMS are These:

Fundamental One:

Repeated small doses are more effective than large morning and evening doses. It has been demonstrated more than 1000 times that small doses administered often, up to once each hour, are more effective than large doses administered once or twice a day.

We now know that the chlorine dioxide chemical generated by MMS does not remain in the body more than one or two hours at most. The size of the dose does not seem to make a great deal of difference to the amount of time that MMS remains active in the body. That basically is because it doesn't matter if it is a large amount or small amount it still deteriorates into mostly just table salt in an hour or two.

So in reading the various methods of using MMS elsewhere on this web site, keep in mind - it is going to be much more effective to take MMS either each hour, or each two hours, and with smaller doses that will be equal to - or maybe larger than - one large dose.

If you are in the habit of taking larger MMS doses only in the morning and evening as was suggested in the past, MMS will still cleanse the body of microbes and pathogens. However, new research clearly reveals that a smaller-but-continuous circulation of ClO₂ prevents regrouping and reproduction of pathogens, especially in situations where you are fighting a specific health issue - whether a cold or herpes or hepatitis.

After you are cleaned out a maintenance dose is still the same as always, 6 drops a day of MMS along with the citric or other acids required for activation. That's for older people and 6 drops twice a week for younger people, older people being over 60.

Fundamental Two:

Decrease the number of drops as needed if diarrhea or nausea occur, but do not stop taking MMS. Nausea and diarrhea are both good indicator signs that MMS is working. Diarrhea lasting for an hour or two is very good, but to keep it up for any amount of time can cause more harm than good. So always decrease the drops when these temporary barriers arise - they are temporary in most cases. .

Fundamental Three:

Never take more than 3 drops and hour unless in a life threatening condition. In the case of life threatening situation use protocol 2000.

Fundamental Four:

Avoid all forms of Vitamin C for two hours before and after use of MMS. This is a temporary requirement, necessary during the significant weeks of your ramping up to the level of drops where you can be considered to be "Cleaned Out." If you are taking Vitamin C capsules marked as "12 hour" type, you will have to discontinue their use and only take capsules or tablets that do not indicate a timed action and take them only at night after MMS hours.

Fundamental Five:

Thoughtfully maintain a nutrition program adequate to maintain your immune system. MMS takes unwanted pathogens and parasites out of your body with great efficiency but it provides no nutritional minerals or vitamins. Maintain intake of friendly micro-organisms (acidophilus, and other flora). MMS itself does not kill intestinal friendly micro-organisms but forceful diarrhea can sometimes reduce their numbers. Similarly, maintain intake of minerals - especially calcium and magnesium.

Nutritional intake is critical to the immune system. Daily sunshine on the skin will maintain your vitamin D or, if you rarely see the sun, you must maintain "D" with supplements - - essential for maintaining the immune system. While MMS is the most potent germicidal agent on the planet, only the immune system produces healing and maintenance of health. Read my books on this topic, available at miraclemineal.org/book.php or audiobooks at jimhumbleaudios.com.

The five fundamentals above are basic to all the various methods and protocols that are explained on this Web Site. Be sure to click through to the various specific protocols that are highlighted below.

Six proven ways to move MMS into your body.

1. Drink it. Swallow activated MMS with any amount of water or juice flavoring added. This is the most common method. Adding water

or limited juice to the mix after the three minute wait enables you to drink the mixture. The amount of water matters very little provided that you drink it all - typically one half to a full glass of water. If you drink the entire amount you will get all of the MMS benefit. Diluted little or much it will still do the same cleansing within in your body.

After the three minute wait, when you add water or juice, no more chlorine dioxide is generated. It is locked into the water or juice. After drinking the mix with the water added, the ClO₂ gas will circulate in the body for less than two hours as described above. Insignificant amounts of ClO₂ are generated after the water is added, but not enough to consider.

You could repeat any MMS dose every two hours (or less) without harm provided you observe the temporary barriers created by diarrhea or nausea.

2. You can spray activated MMS on skin anywhere. It is effective against localized skin sores or diseases. The mixture must have a small amount of water added to make the liquid ready for spraying. It does not bleach hair and does not harm the skin. If you have open sores or cuts, it may cause sensations of burning but it promotes rapid germ-free closure of wounds.

3. MMS retention enemas are effective in cleansing intestinal walls. They also cause the ClO₂ to be absorbed and mixed with the plasma of the blood - the blood liquid. MMS benefits are more available to more parts of the body more quickly when the ClO₂ is carried in the plasma.

4. Hot tub baths with activated MMS in the water expose the entire skin surface to ClO₂ ions. Add hot water continually while sitting in the tub. Skin pores open and the ClO₂ ions pass deep below the skin and into muscles. Since blood is always present in muscles, the ClO₂ ions merge into the plasma of the blood providing greater concentration of detoxifying action against parasites, yeast, fungus and other pathogens.

5. Some people briefly breath the ClO₂ gas into the nose, head, and sinuses. DO NOT DEEPLY BREATHE the ClO₂ gas into the lungs because damage can happen to the lungs without you feeling it. Later you will find that you can almost not breath. Sitting with your mouth or nose over a cup of activated 2 drop mixture (definitely no more than 2 drops), and with no water added, draw the odorous ClO₂ gas into the nostrils or mouth. Approach this with caution. If it seems too strong move the cup further away or prepare a weaker mixture. The first time should be no more that two small breaths until you feel a tiny "Bite." This has proven effective in killing germs in the sinuses that are often the cause of post-nasal drip. One or two brief nasal breathing session have been reported to eliminate post-nasal drip after all other medicines had failed to stop it.

Caution: If you have any history of asthma, use low doses and stop immediately if you have any sensation of an asthma attack. Never exceed the 4 drop maximum. This method is effective in situations where sinuses, vocal cords, or ear infections are retaining germs or pathogens.

Remember, it is the ClO₂ Ion - the gas that you can smell - that is the germicidal agent. Use a 2 to 4 drop dose activated with 5 drops of citric acid or vinegar for each drop of MMS that you use. There's no need to add water since you won't be drinking it. Germs live and thrive in MUCUS and PHLEHM. The odor of ClO₂ can kill them and prevent further production of mucus.

NOTE: Some people report "catching a cold" when using this method. Yes, there can be strong mucus films in your lungs from a cold you had a year ago known as Biofilm. Biofilm is also known in industry. Germs are sometimes encapsulated in the hardened but live mucus. The ClO₂ gas weakens the mucus and the former cold germs escape. In this case, continue with internal 2 drop doses of activated MMS every hour (drink it), and continue deep breathing every four hours from the cup (Observe the limits and cautions above). The cold will soon vanish.

CAUTION: DO NOT EXCEED the 4 drop maximum mixture and take one one or two breaths. You can always mix a second dose later if you want more time span. Bird cages and free-flying house birds should be kept in another room because of their sensitivity to various gases. HEED THESE CAUTIONS. You are responsible for using this strategy responsibly so avoid prolonged deep breathing of the ClO₂ gas, always separated with deep breathing of normal air.

6. DMSO can sometimes be added to the MMS activated mix in special or life-threatening situations. Special DMSO instructions are located under the 3000 protocol. Always test yourself first with a small DMSO spot on your arm. People who have a damaged or weakened liver should reduce the use of DMSO if any aching or pain is felt in the liver area. Put 1 or 2 drops of DMSO on your arm and rub it in. Wait for several hours. If there is no liver pain, you are probably safe in using DMSO.

One tablespoon of DMSO with two or more tablespoons of water can be taken internally by drinking it once or twice a day while fighting a severe disease. Normally use juice and dilute the DMSO much more. A 50-50 dilution will burn most people's throat. It's best to dilute DMSO with at least 2 parts water or juice to 1 part DMSO. Important additional DMSO information is in two articles at <http://MMS-articles.com/>.

Caution One: DO NOT ATTEMPT any experimental intravenous injections in your home. There are health clinics that can administer such therapies. Seek qualified professionals who can take responsibility for proper dosage, administration, and predictable outcomes from any IV process. Health clinics may charge up to \$100 per intravenous treatment. Intravenous provides about the same benefits as methods 4 and 5 above, but at a high cost.

Caution Two: If you choose to put activated MMS into a dehumidifier or room fogger, keep the MMS mixture at no more than 20 activated drops per gallon of water. (Must be activated in a cup with the three minute wait before dropping it into the water tank.) People have written asking about this. They want to use the humidifier because ClO₂ is a powerful deodorizer and air purifier. Remove canaries and parrots from the room.

It is best not to sleep in the room where the humidifier is fogging the room with ClO₂ in the mix. Your lungs pick up the ClO₂ gas (which is beneficial) just as readily as they pick up oxygen. While the ClO₂ is received willingly by your lungs and red blood cells, you could unknowingly reduce oxygen intake and suffer harm. Remember this also if children are playing or sleeping in the same room. A limited amount of ClO₂ in the air would be helpful for children and adults, but only if alert people are present and are knowledgeable about the nature

of ClO₂ as a germicidal agent.

It is equally effective to rid a closet or room of mold, odors, or germs if you set a 50 drop mix of activated MMS on a saucer in the middle of a closed room and let the ClO₂ gas arise out of the liquid naturally. Do not add any water in this case. Do not exceed the 10 drop suggestion. It's more effective and safer to do several repeated room cleansings every hour than to release too much ClO₂ at one time into a closed room. The odor does not linger and will not harm cushions, curtains, or lampshades. After 2 hours, the odor will have sacrificed itself and any room odors will be gone. If the normal smell from shoes and clothes in a closet are still present, then a second ClO₂ saucer or cup should be repeated.

ClO₂ gas is a powerful deodorizer and germicidal agent. Drifting through the air, it will eventually kill all germs in the air and in furniture fabrics. After about two hours, the ClO₂ gas disappears. It deteriorates into two molecules of water vapor. Activated MMS can restore lawn chairs thought to be ruined by skunk spray. Scrub the MMS mixture into car carpets, smelly shoes, and under arms. Will the whole house start to smell like a motel swimming pool? No. Not possible.

When using MMS as a room deodorizer or fungus eliminator, close the room doors and remove all pets and birds from the room for one or two hours.

Caution Three: Regarding Citric Acid: It is unusual to experience any nausea when starting MMS with a one drop dose. If you experience nausea after taking the first one-drop dose of MMS, it's rare, but you may be allergic to citric acid at the 10% solution strength. To quickly stop the nausea, wait ten minutes, then counter it with a teaspoon of baking soda in water if the nausea persists. Also eat an apple if you can keep it down. Wait overnight, then try a one-drop dose again, but use unfiltered and unpasteurized apple cider vinegar as the acid instead of citric acid.

It is very rare, but a few people are allergic to 10% citric acid in water, even though they may easily tolerate weak forms of it as in lemonade. The solution is to adopt unfiltered vinegar as the acid of choice because it is non-allergenic. Therefore try MMS again using unfiltered unpasteurized vinegar as the activating acid and slowly ramp upward in the number of drops.

-IMPORTANT INFORMATIONAL LINKS-

MMS Seminars: genesis2church.org/mms-training-seminars.html

Take our seminar to become a Doctor of MMS and Reverend of Genesis II Church.

MMS Home Training DVD: genesis2church.org/mms-home-training-dvd.html

Pass our Home Training DVD exam and become an MMS Health Minister.

Genesis II Church of Health & Healing: genesis2church.org

Support the cause as a member of the non-religious church serving (healing) mankind.

MMS Newsletter & Newsletters archive: mmsnews.org (signup [here](#))

The Newsletter will contain the latest news on everything MMS (MMS1, MMS2 and CDS), protocols, the latest Genesis II Church happenings and of course the latest adventures and ideas of Archbishop Jim Humble, his team, co-workers and dedicated supporters all over the world.

Support forum: g2cforum.org

Ask your questions and participate in discussions about MMS, CDS, protocols, the church, and much more.

-END OF IMPORTANT INFORMATIONAL LINKS-

- [Educational MMS Shop](#)
- [Educativo MMS Tienda](#)

What is MMS?

- [Basic Science of MMS](#)
- [MMS Wiki](#)
- [Helpful links](#)

MMS Protocols

- [0 READ THIS FIRST](#)
- [Protocol 1000 & 2000](#)
- [Protocol 1000+](#)
- [Protocol 3000](#)
- [Protocol 4000](#)
- [Protocol 101](#)
- [1 Burn Victims](#)
- [2 Cancer Tests](#)
- [3 Cancer Stage 1-3](#)
- [4 Use For All Cancers](#)
- [5 Children & Babies](#)
- [6 Clara's 6 & 6](#)
- [7 Enema Methods](#)
- [8 Flu - Swine](#)
- [9 Flu All Types](#)
- [10 Fungus Control](#)
- [11 HIV & AIDS](#)

- [12 Intravenous](#)
- [13 Life Threatening](#)
- [14 Maintenance](#)
- [15 Malaria](#)
- [16 Mouth, Gum, Teeth](#)
- [17 Nose, Sinus, Bronchical](#)
- [18 Skin Care](#)
- [19 Taste Management](#)
- [20 Tub Baths](#)
-
- [For a list of more diseases go to Genesis2Church.org](#)



Secrets of Enlightenment



[Secrets of Enlightenment - Read more.](#)

There are a number of new concepts (secrets) in this book that you will not find in any other book on earth. If that is not so then I will happily refund your money.

They say the simpler a concept is, the longer that it takes to develop. Well, that is true about this book.

[Download ebook for \\$16.95](#) or [Order Hard copy for \\$19.95.](#)

[Master Mineral Solution](#) | [MMS News](#) | [MMS & CDS Suppliers](#)



Except where otherwise [noted](#), content on this site is licensed under a [Creative Commons Attribution-NonCommercial-NoDerivs 3.0 Unported License](#)